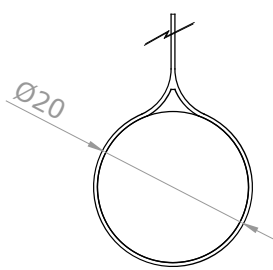
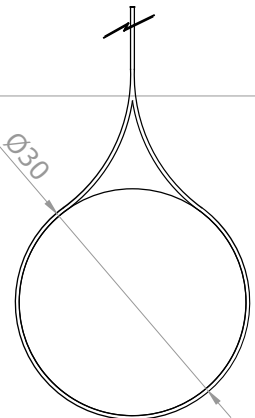


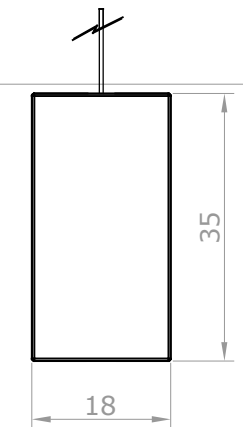
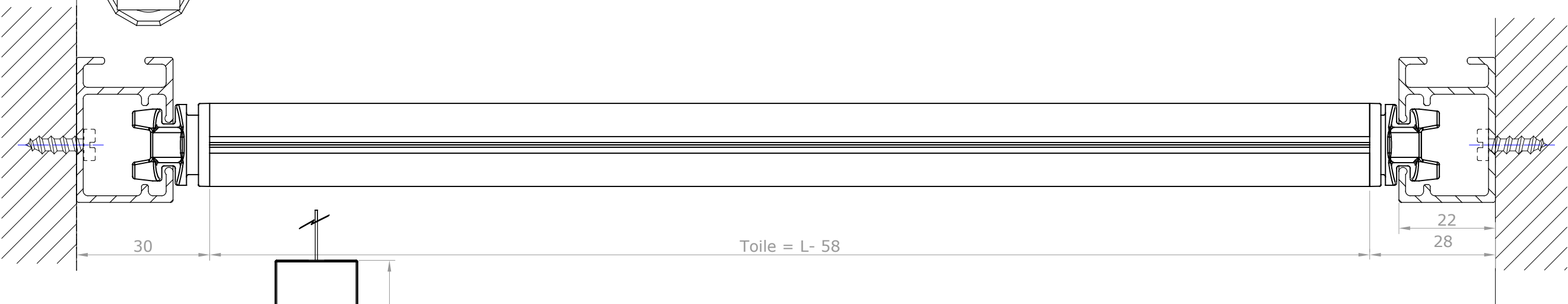




F. REVIS.		BANDALUX	
REVISION	123456789		
DATE	30-11-2017	PLAN N°	
DESSIN	Miquel P.	FORMAT	A-3
ECHELLE	Store enrouleur avec coffre B-Box 136 manivelle coulisses U-402 Installation laterale Mécanisme: Manivelle Barre de charge: Occulte de Ø20mm Tube Ø65mm		
1/1			

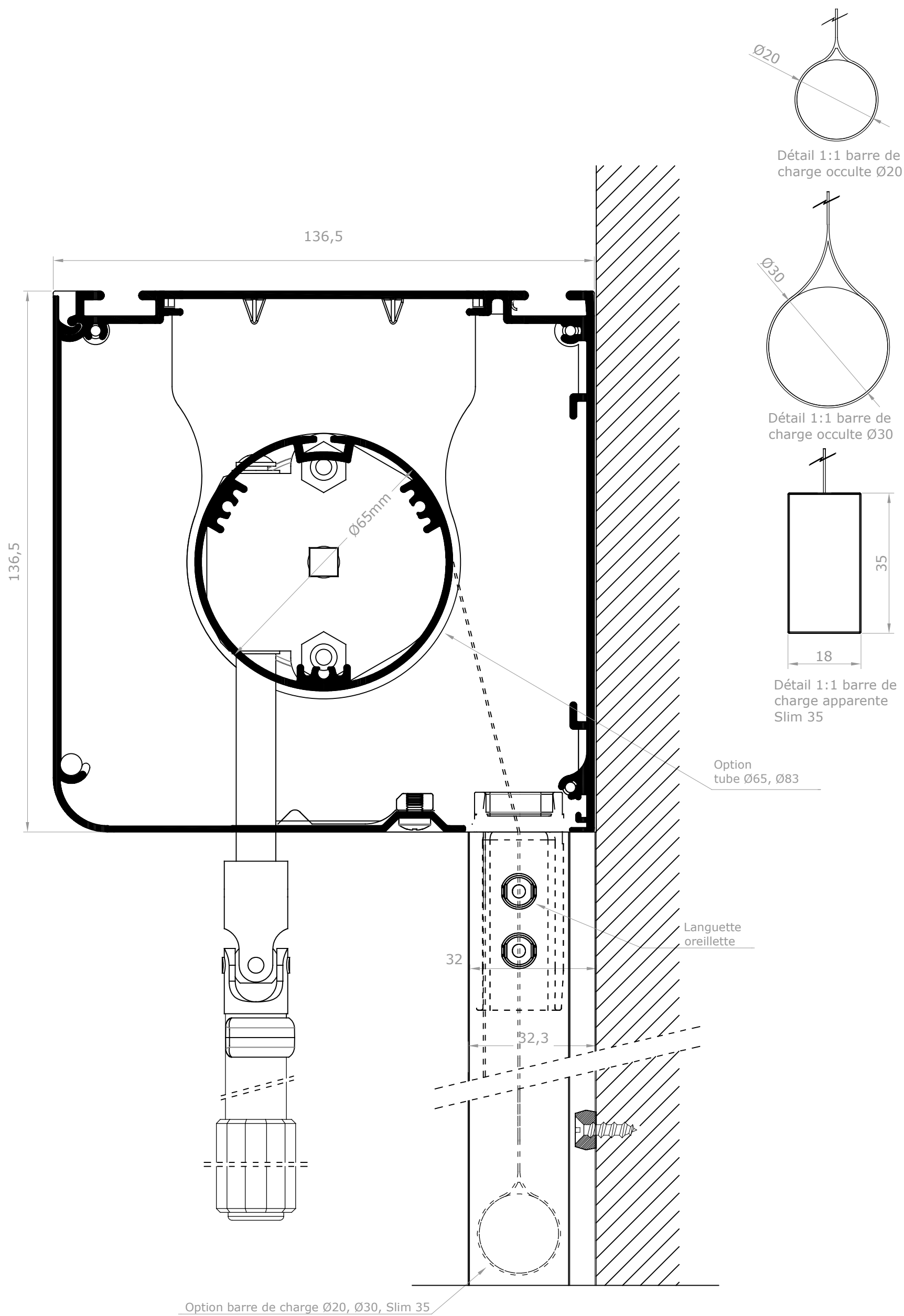


F. REVIS.		BANDALUX	
REVISION	123456789		
DATE	30-11-2017	PLAN N°	
DESSIN	Miquel P.	FORMAT	A-2
ECHELLE	Store enrouleur avec coffre B-Box 136 manivelle coulisses U-402 Installation laterale Mécanisme: Manivelle Barre de charge: Occulte de Ø20mm Tube Ø65mm		
1/1			

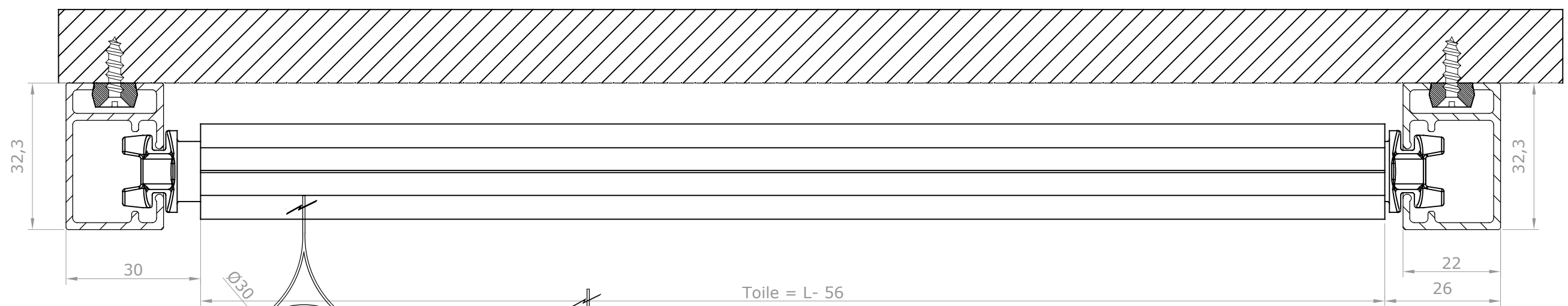




Détail 1:1 barre de charge apparente Slim 35

F. REVIS.		BANDALUX	
REVISION	123456789		
DATE	30-11-2017	PLAN N°	
DESSIN	Miquel P.	FORMAT	A-2
ECHELLE	Store enrouleur avec coffre B-Box 136 manivelle coulisses U-402 Installation laterale Mécanisme: Manivelle Barre de charge: Slim 35 Tube Ø65mm		
1/1			



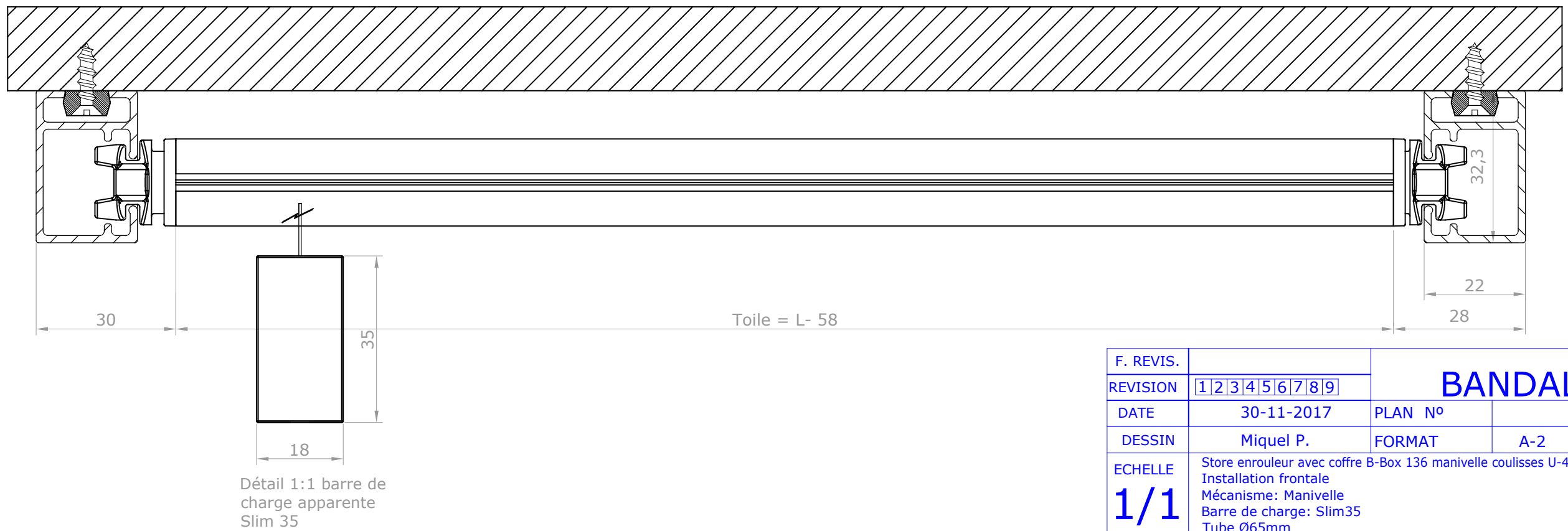


F. REVIS.		BANDALUX	
REVISION	123456789		
DATE	30-11-2017	PLAN N°	
DESSIN	Miquel P.	FORMAT	A-3
ECHELLE	Store enrouleur avec coffre B-Box 136 manivelle coulisses U-402 Installation frontale Mécanisme: Manivelle Barre de charge: Occulte de Ø20mm Tube Ø65mm		
1/1			



Détail 1:1 barre de charge occulte Ø30

Détail 1:1 barre de charge occulte Ø20

F. REVIS.		BANDALUX	
REVISION	123456789		
DATE	30-11-2017	PLAN N°	
DESSIN	Miquel P.	FORMAT	A-2
ECHELLE	Store enrouleur avec coffre B-Box 136 manivelle coulisses U-402 Installation frontale Mécanisme: Manivelle Barre de charge: Occulte de Ø20mm Tube Ø65mm		
1/1			



F. REVIS.		BANDALUX	
REVISION	123456789		
DATE	30-11-2017	PLAN N°	
DESSIN	Miquel P.	FORMAT	A-2
ECHELLE	Store enrouleur avec coffre B-Box 136 manivelle coulisses U-402 Installation frontale Mécanisme: Manivelle Barre de charge: Slim35 Tube Ø65mm		
1/1			